

# Missouri



## America's Youngest Outcasts: State Report Card on Child Homelessness

## STATE RANKS (1-50, 1 = best)

For the complete Report Card (including sources), please visit:  
[www.HomelessChildrenAmerica.org](http://www.HomelessChildrenAmerica.org)

**Number of homeless children (30,478):** **41<sup>ST</sup>**

**2.16%** homeless out of all children

**12%** homeless among children living in poverty

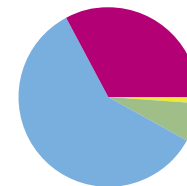


### Who are Missouri's homeless children?

Age:		
	Under 6 years	12,801
	Grades K-8 (enrolled)	3,606
	Grades 9-12 (enrolled)	14,071
	<b>TOTAL</b>	<b>30,478</b>

### Race/Ethnicity

\*Among children living in poverty. Not available for homeless children.



- White (59%)
- Black (33%)
- Asian (1%)
- Native American (0%)
- Hispanic (7%)



### Housing and Income

Minimum wage: .....\$6.65  
Average wage for renters: .....\$11.85  
Hourly wage needed to afford 2-BR apartment: .....\$12.43



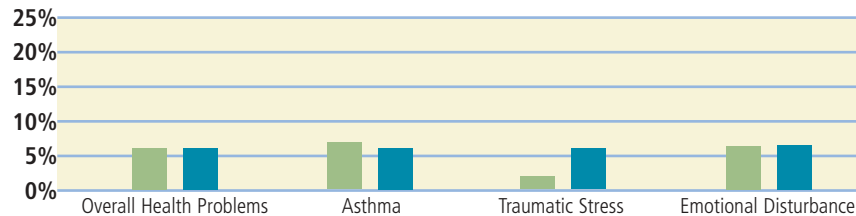
### Food Security

**1 in 25** children in Missouri do not know where they will get their next meal.



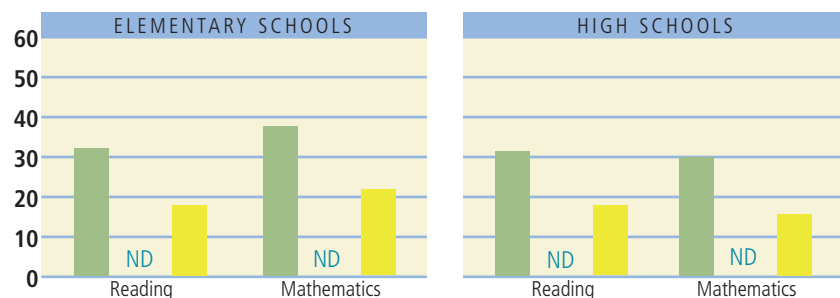
### Homelessness and Children's Health Studies comparing homeless children to those of middle-income families

- Middle-income children in state
- Homeless children



### Educational Achievement Reading and math proficiency using the Federal NAEP standard

- All students NAEP scores
- Homeless children NAEP scores
- School lunch children NAEP scores
- ND: No Data



**HS Graduation Rate for Homeless Children: <25%**

### Long-Term Economic Consequences of Not Graduating From High School

In lifetime earnings and contributions to society

Difference in lifetime earnings: HS degree vs. without .....\$200,000  
Net lifetime increased contributions to society with HS degree ... (per student) \$127,000  
Number of homeless HS students in Minnesota .....14,071  
High school graduation rate for homeless children .....< 25%



**MO loss in lifetime earnings .....\$2.1 billion**  
**MO loss in contributions to society .....\$1.3 billion**



# Policy & Planning: MISSOURI



## Housing Policies

Emergency shelter units for homeless families	.624
Transitional housing units for homeless families	.531
Permanent supportive housing units	.752
Total capacity	1,907

Does Missouri have a State Housing Trust Fund?  YES  NO

### Wait List Priorities:

	Section 8	Public Housing
Domestic violence	<input checked="" type="checkbox"/> YES <input type="checkbox"/> NO	<input checked="" type="checkbox"/> YES <input type="checkbox"/> NO
Homelessness	<input checked="" type="checkbox"/> YES <input type="checkbox"/> NO	<input checked="" type="checkbox"/> YES <input type="checkbox"/> NO

Section 8 wait list: **91%** are extremely low income families  
Public Housing wait list: **87%** are extremely low income families



## Income/Wages

At minimum wage a full-time worker earns **54%** of what is needed to afford a 2-BR at FMR.

Per month, **221%** of TANF benefit would need to be spent on rent to afford a 2-BR at FMR.

Does MO have a State Earned Income Tax Credit?  YES  NO  
Is it refundable? . . . . .N/A

## Child Care

Average annual cost for child care (4-year old) . . . \$3,967

Families use child care vouchers for:  
Employment: 64%  
Training and education: 21%  
Employment AND training/education: 1%

Does MO prioritize children who are homeless when distributing child care vouchers? . . . . .  YES  NO



## Health Policies

% uninsured children	.9.8%
% total Medicaid expenditures spent on children	.21.5%
Medicaid eligibility by % of Federal Poverty Level	
Infants	.185%
Children ages 1-5	.150%
Children ages 6-19	.150%



## Food Security Policies

% eligible children enrolled in food stamps	.84%
% schools with school breakfast program (among schools who provide school lunch)	.86.8%



## State Planning

Does Missouri have an interagency council on homelessness? . . . . .  YES  NO

### What 10-year Planning Efforts Have Taken Place?

The Governor's Committee to End Homelessness developed *The Plan to End Homelessness in Missouri*. This plan includes goals to increase access to mainstream services, raise public awareness of homelessness in the state, and increase access to supportive housing.

### State Planning Ranking for Missouri



## Education

Barriers reported by McKinney-Vento subgrantees:

Eligibility	.28.6%	School Selection	.28.6%
Immunizations	.14.3%	School Records	.28.6%
Other Med. Records	.28.6%	Transportation	.28.6%
Other Barriers	.14.3%		

Additional funding allocated to schools for education of homeless children (per child): . . . . . \$32

Dedicated state funding for homeless education?  YES  NO

### \* MISSOURI'S RANKS

	RANK
Extent of child homelessness	.41
Child well-being	.6
Risk for child homelessness	.30
State policy and planning	.Moderate
<b>Overall Rank</b>	<b>.27</b>

\*States ranked 1-50 with 1 being best and 50 worst.

